











# School Safety Club

















## Topic – Awareness Of Emergency Helpline Numbers

### Activity – Poster Making and Comic Strip on Emergency Helpline Numbers









**Emergency Helpline Numbers  
All Over in Bharat**

100 - Police		
101 - Fire		
102 - Ambulance		
103 - Traffic Police		
104 - State level Helpline for Health		
108 - Disaster Management / Medical Helpline		
112 - All in one Emergency Number		
131 - Indian Railway General Enquiry		
139 - Railway Enquiry		
198 - Telephone Complaint Booking		
1031 - Anti Corruption Helpline		
1066 - Anti Poison Center		
1071 - Air Accident		
1072 - Train accident		
1090 - Anti terror Helpline/Alert All India		
1096 - Natural Disaster Control Room		
1098 - Child Abuse Hotline		
1099 - Central Accident and Trauma Services		
1551 - Kisan Call Center		
1906 - LPG emergency helpline number		
1910 - Blood Bank Information		
1919 - Eye Donation/ Eye bank information service		
1947 - Aadhar Card-UIDAI		
1950 - Election Commission of India		

### What to Do in an Emergency

 There's a fire.	 Someone has been badly hurt.	 Someone cannot swim.	 A stranger begins talking to you.
 Walk away calmly. You do not need your belongings.	 Find a safe adult to tell if you are not already with one.	 Find a safe adult to tell if you are not already with one.	 Do not speak to the stranger.
 Find a safe adult to tell if you are not already with one.	 Someone should call 999 and ask for an ambulance. If the person is sure that this is not an emergency, they will dial 111.	 If you can find the buoyancy ring, throw it to the person. Do not go into the water.	 Walk away calmly. You do not need your belongings.
 Someone should call 999 and ask for the fire brigade.	 Call 999 and ask for the roadguard.	 Find a safe adult to tell if you are not already with one.	 Do not speak to the stranger.

### What to Do in an Emergency

 There's a fire.	 Someone has been badly hurt.	 Someone cannot swim.	 A stranger begins talking to you.
 Walk away calmly. You do not need your belongings.	 Find a safe adult to tell if you are not already with one.	 Find a safe adult to tell if you are not already with one.	 Do not speak to the stranger.

**Introduction (10 minutes):** Define emergency helpline numbers.

Why these numbers are important for everyone?

Open discussion with students where they can discuss any emergency that happened in their surroundings.

### **Poster Making Or Comic Strip (30 minutes)**

Students of class can choose any one activity between poster making or comic strip. They can do the use of chart paper and color.

Students can present their ideas with the help of poster or comic strip on any one emergency or group of emergencies.

### **Quiz (10minutes)**

Questions will be asked to students on helpline numbers of various emergencies to understand their learning from this activity.