



# Bal Bharati PUBLIC SCHOOL M A N E S A R

## REPORT

### Photography Club Report

**CLUB NAME:** Photography Club

**DATE OF SESSION:** 5<sup>th</sup> July 2024

**VENUE:** Bal Bharati Public School Manesar

**CLASS PARTICIPATED:** 6<sup>th</sup> to 9<sup>th</sup>

---

### Description:

Photography club of Bal Bharati Public School Manesar is an excellent platform for students to discover their passion for photography and learn the basic techniques of photography. For the first week, 14 Students of Bal Bharati Public School Manesar from classes 6<sup>th</sup> to 9<sup>th</sup> along with Ms. Jyoti Sharma, photography club in charge, conducted the first session of the club which held at the Bal Bharati Public School Manesar on Saturday 5<sup>th</sup> July 2024.

### Purpose:

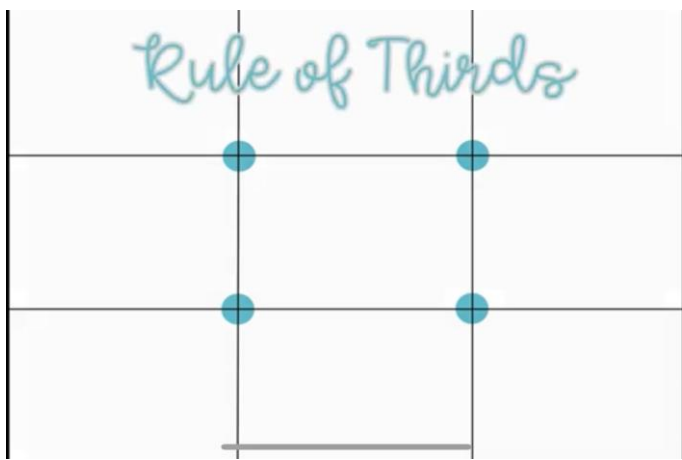
The main objective of this club is to provide a suitable environment for interested students to share their creativity, knowledge, and interest for photography. Once in every two weeks the students are given training and are encouraged to shoot pictures and post them in the Photography club group. Students are given feedbacks on their pictures.

### First weekly session (6<sup>th</sup> July 2024 Saturday):

- Students of Photography club were given training on photography skills.
- Camera is a device that takes and records visual inputs.
- Parts of Camera- Lens, Shutter, Flash and Sensor.
- Rule of Third.

Students clicked pictures by applying the techniques learned like Rule of Third etc. The session was done via learning from YouTube video.

**Glimpses of the Photography Club session and picture clicked, submitted by students:**





**PHOTOGRAPHIC CAMERA**

save trees

LEARNING junction

**JOSEPH NICÉPHORE NIÉPCE**

1816

**FIRST PHOTOGRAPHIC**

An illustration of Joseph Nicéphore Niépce, an elderly man with a serious expression, wearing a dark coat. He is seated at a table with a camera on it. A person in a blue shirt is seen from behind, looking at the camera. The background is a dark blue gradient.

**DEVICE THAT TAKES AND RECORDS VISUAL INPUT**

save trees

LEARNING junction



Sensor

Flash

Shutter

Lens

An illustration of a hand holding a camera. The camera is shown with various parts labeled: Flash, Shutter, Lens, and Sensor. The background is a dark green gradient.



**YouTube Video Links:**

**Parts of Camera:**

<https://www.youtube.com/watch?v=diNLTZNntuk>

**Rule of Thirds:**

<https://www.youtube.com/watch?v=21cxZa0laOA>

*“Photography is the only Language that can be understood anywhere in the world”*