



Bal Bharati
PUBLIC SCHOOL
M A N E S A R

PRE PRIMARY SUMMER PACKAGE

Summer is the season of bright sunlight, clear blue sky and warmness in the air. Every summer has its own story. Let everyday be the happiest and the most beautiful day of your life. Holidays are all about having loads of fun and spending quality time with family. Capture these golden moments and save it in your life forever. It is the time to smile, have fun & play, dancing, drawing, painting and so much more. This Summer Holiday package comprises beautifully assimilated idea that focus an age appropriate activities.



FOR PARENTS

Some useful tips for parents for creating and completing the activities given to their child during the summer vacation & making it a fun – filled learning experience.

- . Pick a good time for your child to work on the activities.
- . Make sure your child has all the supplies he/she needs , such as pencil & crayons.
- .Make an incentive chart and write the goal at the top of the chart.
- .Reward your child's creative effort with a bonus sticker as well at the end of the week.
- .Keep a positive & relaxed attitude & encourage your child to complete the work.
- .Guide and support your child by boosting his/her confidence..
- .Develop your child's communication skills by conversing with him/her in English.
- .This will help build their confidence & self esteem.
- . Help your child to understand the importance of three magical words-Thankyou, Please, Sorry (through live examples).



FOR CHILDREN



1. Eat lots of fruits.
2. Drink atleast 8-10 glasses of water everyday.
3. Try to help your mom at Home.
4. Listen to and read story books.
5. Exercise daily.
6. Do creative work.
7. Wash your hands with soap frequently.
8. Avoid going out & wear a mask if going out.
9. Get up Early in the Morning.
10. Eat Healthy ! Stay Healthy !

FOR PARENTS

Some useful tips for parents for creating and completing the activities given to their child during the summer vacation & making it a fun – filled learning experience.

- . Pick a good time for your child to work on the activities.
- . Make sure your child has all the supplies he/she needs , such as pencil & crayons.
- .Make an incentive chart and write the goal at the top of the chart.
- .Reward your child's creative effort with a bonus sticker as well at the end of the week.
- .Keep a positive & relaxed attitude & encourage your child to complete the work.
- .Guide and support your child by boosting his/her confidence..
- .Develop your child's communication skills by conversing with him/her in English.
- .This will help build their confidence & self esteem.
- . Help your child to understand the importance of three magical words-Thankyou, Please, Sorry (through live examples).



FOR CHILDREN



1. Eat lots of fruits.
2. Drink atleast 8-10 glasses of water everyday.
3. Try to help your mom at Home.
4. Listen to and read story books.
5. Exercise daily.
6. Do creative work.
7. Wash your hands with soap frequently.
8. Avoid going out & wear a mask if going out.
9. Get up Early in the Morning.
10. Eat Healthy ! Stay Healthy !



Bal Bharati
PUBLIC SCHOOL
M A N E S A R


*Learn 5 sentences about myself and learn mother's and father's mobile numbers.

PLAY OUTDOOR GAMES:- Ensure that child should not spend too much time on electronic gadgets as they harm the eyes and make us lethargic. So encourage your child to go cycling, hide and seek & running etc. as these will make them active and social.

CONVERSE IN ENGLISH:- To develop the conversation skills of children in English only. Read out story books with big illustrations and after finishing the story discuss it with your child.
Emphasize more on phonics sounds more and encourage Word Building words and Picture Talk.

English sentences for Oral sentences-

- *Thank you so much.
- *Where are you going?
- * I am feeling thirsty.
- * I am feeling hungry.
- *Please wait for me.
- * Please give me a pencil.





Bal Bharati
PUBLIC SCHOOL
M A N E S A R

Match the picture with the correct sound



Aa



Cc



Bb




Dd



Bal Bharati
PUBLIC SCHOOL
M A N E S A R


Circle the first letter for the given picture and colour it



A E D



E D G



F E M



Sound out the words to read the story.

At Family Story

Pat is a cat. Pat is fat. The fat cat sat on a mat. The fat cat **ran** a rat. The rat ran in to a hat.



Pat sat on the hat.

Who is Pat? <input type="radio"/> rat <input type="radio"/> cat <input type="radio"/> fat	What did Pat do to the rat? <input type="radio"/> ran <input type="radio"/> play
Where did the rat go? <input type="radio"/> hat <input type="radio"/> bat <input type="radio"/> hat	





Bal Bharati
PUBLIC SCHOOL
M A N E S A R

Read the story with your parents and answer the given questions

Q1. Give a suitable title for the story.

Q2. Find out “at” words and circle them.

Q3. Make flashcards (size 5*4 inches) of ‘a’ vowel words like at, an, and as.

Q4. Make a paper-folding cat, instructions are given below (with origami sheet or with newspaper, paper bag of size 6*6 inches).

at

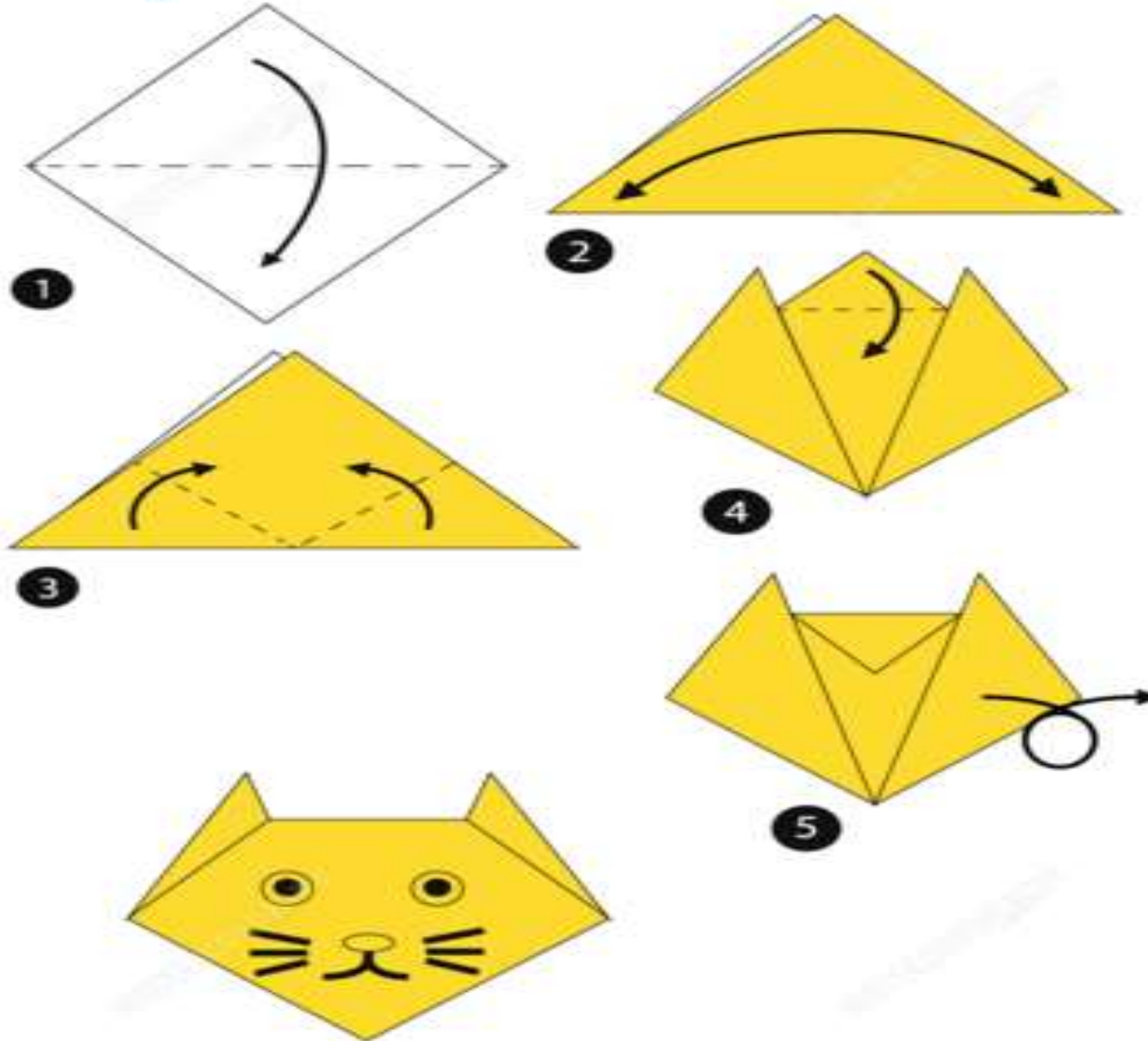
an



Bal Bharati

PUBLIC SCHOOL

M A N E S A R





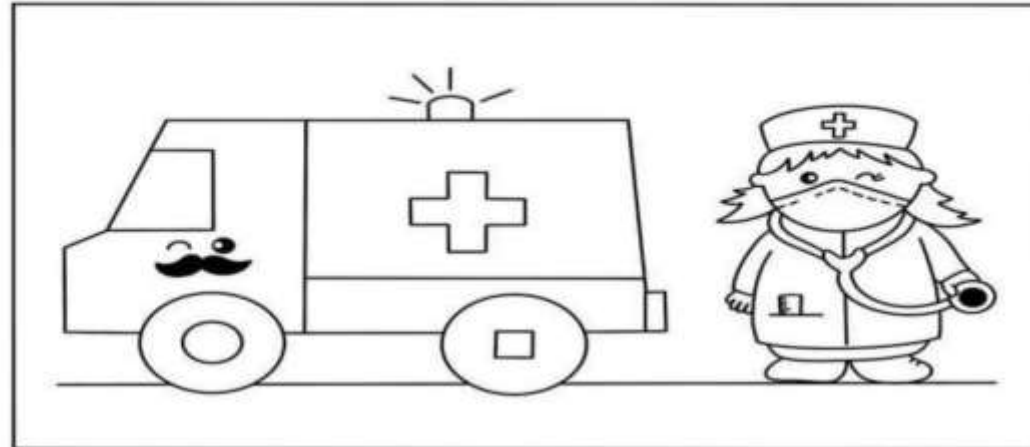

Bal Bharati

PUBLIC SCHOOL

M A N E S A R

Fun Worksheet

Spot 5 differences:



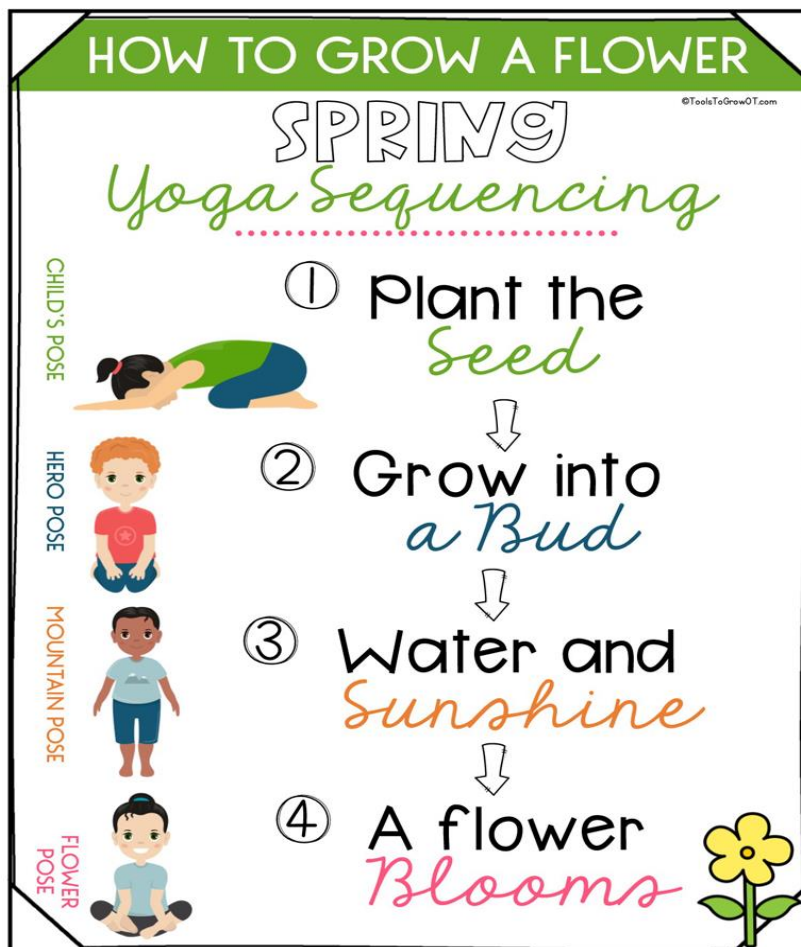


Yoga everyday keeps disease long away

Dear Children

Yoga helps to strengthen your growing bodies and helps them improve your flexibility. It teaches discipline and reduces impulsivity. So, start your day with some yoga poses and practice it regularly.

Here are some of the yoga poses :





A clean environment is essential for the peaceful and healthy life.

Dear Children

As you all know, dustbins are used to dump the waste generated at homes and in public areas, so on the occasion of World's Environment Day let us come together and encourage everyone to recycle the present and save the future for a better tomorrow.

- Make two dustbins with a waste material a dry waste dustbin (blue) and a wet waste dustbin (green).
- Start an awareness raising by separating dry waste and wet waste as shown in the picture.



Kindly bring this project to school after the summer vacation.

Recycle your waste, save energy and preserve the nature of the world.



Bal Bharati
PUBLIC SCHOOL
M A N E S A R

Happy
FATHER'S DAY



Father's Day is an important day for children to show gratitude for their fathers. The importance of a father can't be explained. He is like a superhero who is always ready to take on everyday troubles for his children. The significance of a father is beyond words as he is the person who works tirelessly to fulfil the requirements of his family. To honour the contribution of all such fathers and to celebrate the paternal bonding, a special day is observed every year as **Father's Day**.

*A surprise for my
Father*

So, dear children make a short video enacting yourself as a father and performing his role. Send the video to your class teacher.



Bal Bharati
PUBLIC SCHOOL
M A N E S A R



Historical monuments are the cultural heritage of the country.

Monuments remind us of our heritage. They are like a treasure for a nation and symbol of pride of their civilization.


Dear Children

Our monuments are very important because they help us to understand and respect people who lived in different areas with different habits and traditions.

So, it's time to spend our summer holidays with these precious monuments.

- Visit any famous place in Delhi with your family .
- Capture some special moments enjoying your favourite place in Delhi.
- Make a collage and show your happy moments to your teacher and friends in school.

For Example:



Qutub Minar



Bal Bharati
PUBLIC SCHOOL
M A N E S A R

Shadow Puppet Story



Shadow puppetry is a wonderful performance art form that allows children to bring out their creativity, and builds many skills including language, drama, motor, and kinesthetic skills. It is also known as shadow play and is an ancient form of storytelling.





















Dear Children,

Its time to bring out your imagination and creativity.

- Create your own story with your favourite character.
- Make puppets with paper.
- Now switch off the light and narrate a story in the torch light. You will be able to see a shadow on wall.
- Enjoy your story with your family and friends .
- Make a short video and send it to your class teacher.



Draw the face that comes next.



व्यंजन "व" की शब्दावली

व से वर्षा



व से वन



व से वस्त्र



व से वक



- गतिविधि – हिंदी की किताब व समाचार पत्र में से व्यंजन "व" पर गोला लगाएं और एक पेज पर कितने "व" खोजे, उनको गिन कर लिखे।
- गतिविधि- 'व' वर्षा से बचने के लिए एक रंगीन कागज की सहायता से छाता बनाए।





Bal Bharati
PUBLIC SCHOOL
M A N E S A R

व्यंजन "क" की शब्दावली

क से कबुतर



क से कछुआ



क से कलम



क से कप



गतिविधि -1- अपने घर के आँगन में रोज़ कटोरे में पक्षियों के लिए खाना व पानी रखें।

गतिविधि -2 - कहानी - खरगोश और कछुआ।

नीचे दी गई कहानी को सुने व समझे।

कहानी

**कछुआ और
खरगोश**



एक वक्त की बात है, किसी घने जंगल में एक खरगोश रहता था, जिसे अपने तेज दौड़ने पर बहुत घमंड था। उसे जंगल में जो दिखता, वो उसी को अपने साथ दौड़ लगाने की चुनौती दे देता। एक बार उसे एक कछुआ दिखा, उसकी सुस्त चाल को देखते हुए खरगोश ने कछुए को भी दौड़ लगाने की चुनौती दे दी। कछुए ने खरगोश की चुनौती मान ली और दौड़ लगाने के लिए तैयार हो गया।

जंगल के सभी जानवर कछुए और खरगोश की दौड़ देखने के लिए जमा हो गए। दौड़ शुरू हो गई और खरगोश तेजी से दौड़ने लगा और कछुआ अपनी धीमी चाल से आगे बढ़ने लगा। थोड़ी दूर पहुंचने के बाद खरगोश ने पीछे मुड़कर देखा, तो उसे कछुआ कहीं नहीं दिखा। खरगोश ने सोचा, कछुआ तो बहुत धीरे-धीरे चल रहा है और उसे यहां तक पहुंचने में काफी वक्त लग जाएगा, क्यों न थोड़ी देर आराम ही कर लिया जाए। यह सोचते हुए वह एक पेड़ के नीचे आराम करने लगा।

पेड़ के नीचे सुस्ताते-सुस्ताते कब उसकी आंख लग गई, उसे पता भी नहीं चला। उधर, कछुआ धीरे-धीरे और बिना रुके लक्ष्य तक पहुंच गया। उसकी जीत देखकर बाकी जानवरों ने तालियां बजानी शुरू कर दी। तालियों की आवाज सुनकर खरगोश की नींद खुल गई और वो दौड़कर जीत की रेखा तक पहुंचा, लेकिन कछुआ तो पहले ही जीत चुका था और खरगोश पछताता रह गया।

- इस कहानी से आपको क्या सिख मिली उस पर चर्चा करें।



Bal Bharati
PUBLIC SCHOOL
M A N E S A R


व्यंजन 'त' की शब्दावली ।

त से तकिया

त से तरबूज

त से तबला

त से तरकश ।



गतिविधि -1 - तकिया पर कवर चढाने का अभ्यास करे ।



गतिविधि-2- कागज को तारे की आकृति मे काटकर जाडुई छडी बनाए ।





Bal Bharati
PUBLIC SCHOOL
M A N E S A R



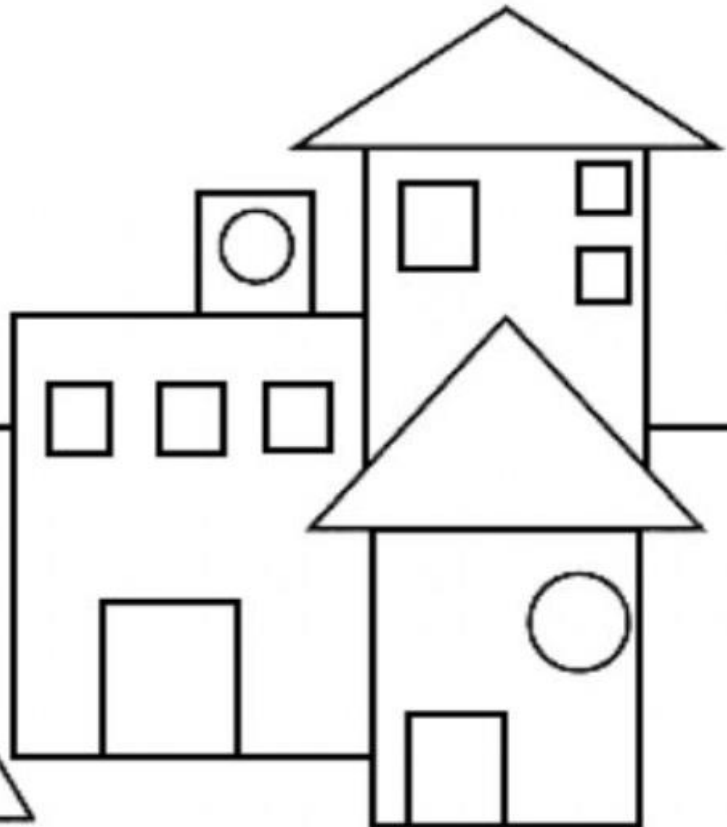

Circle the lighter object in each box





Bal Bharati
PUBLIC SCHOOL
M A N E S A R

Colour the picture ,count the shapes and fill in the blanks





Bal Bharati
PUBLIC SCHOOL
M A N E S A R

Count the dots and complete the pair of wings by drawing same number of dots





चित्र देखकर सही अक्षर लिखो ।







Bal Bharati
PUBLIC SCHOOL
M A N E S A R

व्यंजन "ब" की शब्दावली


ब से बटन



ब से बारिश



ब से बत्तख



ब से बरगद



- **गतिवधि** - अपनी या अपने पापा की शर्ट के बटन खोलने व बंद करने का अभ्यास करें।

ब से शुरू होने वाले शब्दों को अक्षर ब से मिलाएं

