



Bal Bharati
PUBLIC SCHOOL
M A N E S A R

PRE SCHOOL SUMMER PACKAGE

Summer is the season of bright sunlight, clear blue sky and warmth in the air. Every summer has its own story. Let everyday be the happiest and the most beautiful day of your life. Holidays are all about having loads of fun and spending quality time with family. Capture these golden moments and save it in your life forever. It is the time to smile, have fun & play, dancing, drawing, painting and so much more. This Summer Holiday package comprises beautifully assimilated idea that focus an age appropriate activities.



FOR CHILDREN



1. Eat lots of fruits.
2. Drink atleast 8-10 glasses of water everyday.
3. Try to help your mom at Home.
4. Listen to and read story books.
5. Exercise daily.
6. Do creative work.
7. Wash your hands with soap frequently.
8. Avoid going out & wear a mask if going out.
9. Get up Early in the Morning.
10. Eat Healthy ! Stay Healthy !

FOR PARENTS

Some useful tips for parents for creating and completing the activities given to their child during the summer vacation & making it a fun – filled learning experience.

- . Pick a good time for your child to work on the activities.
- . Make sure your child has all the supplies he/she needs , such as pencil & crayons.
- . Make an incentive chart and write the goal at the top of the chart.
- . Reward your child's creative effort with a bonus sticker as well at the end of the week.
- . Keep a positive & relaxed attitude & encourage your child to complete the work.
- . Guide and support your child by boosting his/her confidence..
- . Develop your child's communication skills by conversing with him/her in English.
- . This will help build their confidence & self esteem.
- . Help your child to understand the importance of three magical words- Thankyou, Please, Sorry (through live examples).





POWER IN PRAYER

As summer vacations have started, let every moment of this vacation be a time to unite, connect and enjoy beautiful moments with your child. Little gems have curiosity to learn the natural environment and its creator. Come on dear parents and children let's join hands together beginning the day with hearty 'Namaskar' and the chanting of 'Gayatri Mantra' three times.

COURTESIES AND GREETINGS

- *Good habits and good manners are lifelong assets. Use the magical words - Sorry, Please, Thank You, Excuse Me and see the world transform around you.
- *Help your parents / grandparents. Listen to the stories or their childhood experiences and gain from them.
- *Share your toys and story books with your siblings / friends



Let's converse in English.

How are you?

I am fine, Thank you.

I am thirsty, Please give me water.

I am hungry, Please give me food/fruit.

I have finished my work/food.

Please open /close my bottle/tiffin/bag.

Please switch on/off the light/fan.




Get close to Nature




Take your child for regular morning walk to breathe in fresh air .Make him/her aware of the benefits of morning walk and tell him/her about different types of plants, flowers and birds so he/she can generate love for nature.



- Task: Collect big and small leaves during morning walk and paste on branches of the tree given on the next page .




Trace the dotted lines from left to right using thick crayon.



- Paste cotton balls in the cloud, trace the lines and colour the water droplets with




Trace the Circles



“Let’s make a circle big and small”

Now it’s time to explore shape “Circle”. Create your bear craft by using different sizes of circle cutouts.



*Create your craft with waste (newspaper, brown colour paper bags)

Color the Number

Find the Number 1 and color it



THE LION AND THE MOUSE

Order the pictures!



1


2

3

4


5

INSTRUCTIONS- Dip the Q-tip (earbuds) in the watercolour and fill the circles.



Now it's time to use scissors.....

Make a number puzzle. Colour and cut along the dotted lines.



Circle the number 2.



2 bananas



2 bangles

5

2

9

2

3

2

8

1

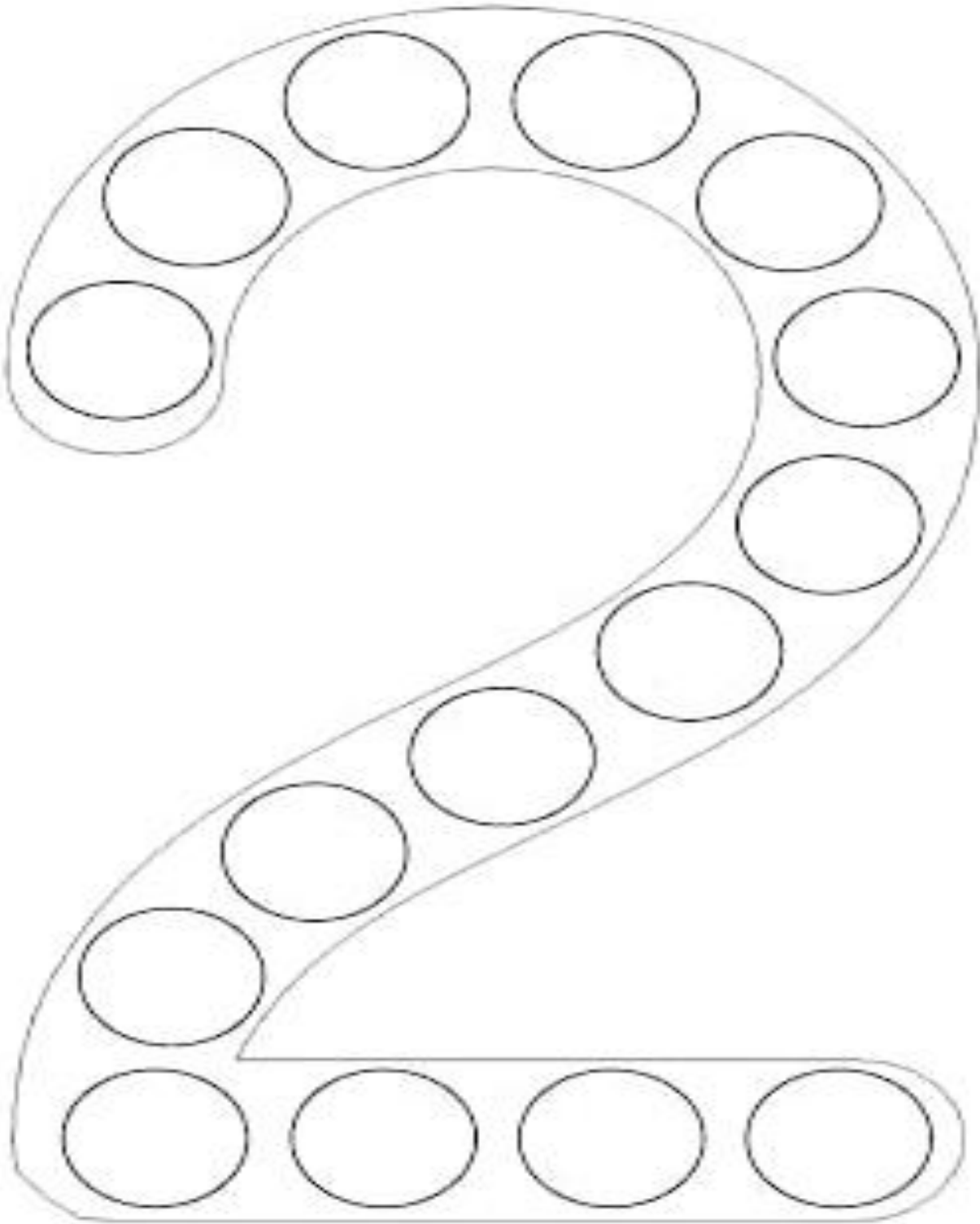
1

2

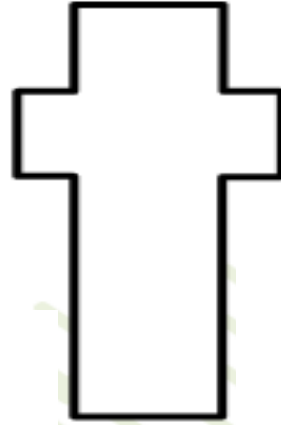
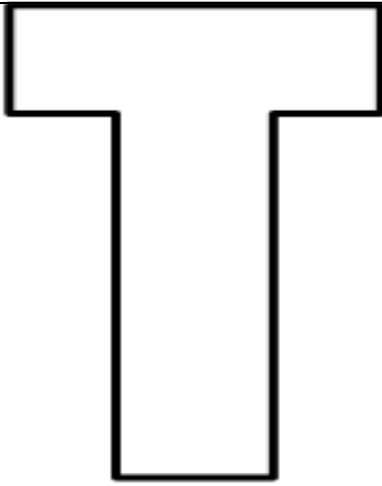


Number tracing using fingerprint.

Now I will form number 2 with my finger using watercolours.



COLOUR IT.



Dear Parent,



It is summer vacation time again, a time to relax as well as fruitfully occupy the children and keep their energies well directed. We have planned some activities to keep the children positively engaged.

We seek your support to keep a supervisory eye and lend your support and motivation to your children. Your guidance and encouragement can go a long way in bringing out latent talents.




Let them make a timetable and learn to balance work and play so that they can complete the given project well in time and to the best of their ability.



Match the correct shadow



Match the correct shadow




Method – Take sand and fevicol. Apply fevicol in the elephant figure and sprinkle the sand over


it. Upside down the sheet and see the magic.



Paste white cotton balls in the sheep & colour the picture.




Let's paste some watermelon seed in given seeds and color the strawberry.



MAZE

**Help the girl
find the house.**



Spot the difference

Find 4 differences.

